



Similar to illustration

Toploader **BT 500/13**

⊕	Volume	500 litres
⊙	Int. dimensions (w x d x h)	1150 x 650 x 690 mm
⊞	Power	24 kW

Technical data

☰ Overview

Product group	Kiln
Design	Toploader
Type	BT series

⏻ Energy

Energy type	Electrical
Power	24 kW
Supply	34 A
Voltage	3/N/PE 400V AC
Connection	CEE 63 A

⊕ Dimensions

Volume	500 litres
Int. dimensions (w x d x h)	1150 x 650 x 690 mm
Ext. dimensions (W x D x H)	1620 x 1050 x 1150 mm
Weight	535 kg

☆ Equipment

Insulation	2-layer
Heating	5-side
Heating elements	Recessed into bricks
Control	TC 504

Besondere Merkmale**Torsion-resistant welded steel housing**

The housing consists of a torsion-resistant welded construction. Each furnace is manufactured by hand and leaves the factory after undergoing extensive quality controls.

Durable textured paint finish


The high-quality light-grey RAL 7035 textured coating protects the furnace body and steel construction.

Safe lid opening thanks to the robust lid

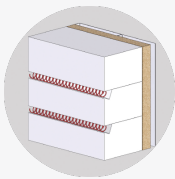
The lid comprises a robust lid hinge and a gas pressure spring allows for easy lid opening.

**Air supply handle**

The manual air supply handle ensures the best possible ventilation of the furnace interior.

**Exhaust air flap handle**

The manual exhaust air flap handle is available for the controlled removal of gases and hot exhaust air.

**Efficient 2-layer insulation structure**

A sophisticated 2-layer insulation structure allows for required temperatures to be achieved using less energy. High energy efficiency can be achieved even in continuous use.

First-class useful volume

All insulating materials are processed precisely and carefully. Lightweight firebricks in the firing chamber are characterised by a high insulation value and good thermal shock resistance.

Covered heating elements on the floor

A high-quality SiC plate protects heating elements mounted on the floor. The SiC plate guarantees good heat transfer and at the same time protects the heating elements from damage.

Easy-to-maintain switchgear mounted in a connection box

The switchgear is mounted in a stainless steel connection box and can be easily maintained and accessed.




Integrated safety due to door contact switch

A door contact switch automatically isolates the heating elements from the power supply when the kiln opens. The integrated overtemperature protection prevents damage to electrical components.

Low-wear contactors for control

The furnace is controlled by low-wear, durable contactors.



5-side heating allows for good heat distribution

Heating from 5 sides (side walls, back wall, door and floor) results in very good heat distribution throughout the firing chamber.

Durable heating elements made of “Kanthal A1”

We are committed to minimal surface load and precise manufacture when dimensioning “Kanthal A1” heating elements, so a long service life is guaranteed.




Heating elements securely recessed into bricks

Heating elements are recessed in protected position into bricks and achieve high energy input and provide ideal protection against mechanical damage.

Heating elements can be easily accessed and serviced

An easy-to-access detachable cover for heating element connections allows the effortless replacement of heating elements.



Precise temperature measurement with the “Type S” thermocouple

The installed PtRhPt thermocouple (type S) is protected against damage and guarantees exact temperature measurement at all times.



The “CEE 63 A” connector allows for easy connection

The standardised CEE 63 A connector allows for easy connection and quick and safe start-up.

Components from well-known manufacturers contribute to long service life

We only obtain our electric components from well-known manufacturers (e.g. SIEMENS, MOELLER, WEIDMÜLLER, RITTAL).

Furnace construction in accordance with DIN EN 746-1

The unit is constructed and manufactured in accordance with DIN EN 746-1 Industrial Thermoprocessing Equipment.

Switchgear design in accordance with DIN EN 60519

The switchgear is designed in accordance with DIN EN 60519 Safety in Installations for Electroheating.

2-year warranty despite intense use

We deliberately refuse to reduce the warranty period despite commercial furnaces being used intensely except parts that are subject to wear.