



Similar to illustration

## Chamber Furnace ELS 200/13

⊕	Volume	200 litres
⊙	Int. dimensions (w x d x h)	460 x 620 x 680 mm
⊖	Power	13.2 kW

## Technical data

### ☰ Overview

Product group	Kiln
Design	Chamber Furnace
Type	ELS series

### ⏻ Energy

Energy type	Electrical
Power	13.2 kW
Supply	20 A
Voltage	3/N/PE 400V AC
Connection	CEE 32 A

### ⊕ Dimensions

Volume	200 litres
Int. dimensions (w x d x h)	460 x 620 x 680 mm
Ext. dimensions (W x D x H)	800 x 1250 x 1670 mm
Weight	550 kg

### ☆ Equipment

Insulation	3-layer
Heating	5-side
Heating elements	Support rods
Control	TC 504

## Besondere Merkmale

### **Torsion-resistant welded steel housing**

The housing consists of a torsion-resistant welded construction. Each furnace is manufactured by hand and leaves the factory after undergoing extensive quality controls.

### **Corrosion protection due to stainless steel in-frame ventilation**

The fully in-frame ventilated steel construction contributes to low external temperatures and combined with stainless steel components provides effective protection against corrosion.

### **Durable textured paint finish**

The high-quality light-grey RAL 7035 textured coating protects the furnace body and steel construction.

### **Robust swing door allows for safe opening**

The convenient operation of the swing door allows easy opening of the furnace. The solid door handle ensures smooth operating procedures even when opening the hot furnace while the process is running.

### **Flexible door sealing allows for thorough door closing**

A flexible insulating cord ensures a seal between the door and the furnace opening. Minor unevenness can be corrected and the door can be closed flush with the furnace.

### **Lockable door catch**

The robust door catch guarantees safe closing and locking of the door.


### **Stainless steel door frame protects against the effects of heat**

The door frame is reinforced with stainless steel sheets and protects the construction against the effects of heat.



#### **Air supply handle**

The manual air supply handle ensures the best possible ventilation of the furnace interior.



#### **Exhaust air flap handle**

The manual exhaust air flap handle is available for the controlled removal of gases and hot exhaust air.

## ELS Ergo Load System

The ELS Ergo Load System describes frontloaders with a pull-out drawer floor. The furnace floor can be pulled out like a drawer allowing ergonomic loading on three sides that is easy on the back. Two dampers allow the car to slow down smoothly before reaching the stop position. The additional automatic braking function locks the furnace floor safely at any required position.

## Flexible and adjustable truck sealing

The truck is fitted with a conical insulating cord providing optimum sealing of the furnace floor and preventing incoming draughts.

## Efficient 3-layer insulation structure

A sophisticated 3-layer insulation structure allows for required temperatures to be achieved using less energy. High energy efficiency can be achieved even in continuous use.

## First-class useful volume

All insulating materials are processed precisely and carefully. Lightweight firebricks in the firing chamber are characterised by a high insulation value and good thermal shock resistance.


## Covered heating elements on the floor

A high-quality SiC plate protects heating elements mounted on the floor. The SiC plate guarantees good heat transfer and at the same time protects the heating elements from damage.



### Unique system prevents particles falling onto the products

ROHDE uses a unique concept of mortar-free lightweight firebricks combined with R-SiC ceiling supports preventing cracks and particles falling onto the products.



### Easy-to-maintain switchgear mounted at the back of the furnace

The switchgear is mounted at the back of the furnace and can be easily maintained and accessed.




### Integrated safety due to door contact switch

A door contact switch automatically isolates the heating elements from the power supply when the kiln opens. The integrated overtemperature protection prevents damage to electrical components.

**Low-wear solid-state relays for control**


The furnace is controlled by low-wear, silent solid-state relays with external cooling elements.

**5-side heating allows for good heat distribution**

Heating from 5 sides (side walls, back wall, door and floor) results in very good heat distribution throughout the firing chamber.

**Durable heating elements made of “Kanthal A1”**


We are committed to minimal surface load and precise manufacture when dimensioning “Kanthal A1” heating elements, so a long service life is guaranteed.

**Heating elements securely mounted on support rods**

Heating elements are mounted in protected position on Sillimantín support rods and achieve ideal heat radiation and facilitate easy replacement of heating elements.

**Heating elements can be easily accessed and serviced**

An easy-to-access detachable cover for heating element connections allows the effortless replacement of heating elements.

**Precise temperature measurement with the “Type S” thermocouple**

The installed PtRhPt thermocouple (type S) is protected against damage and guarantees exact temperature measurement at all times.

**The “CEE 32 A” connector allows for easy connection**

The standardised CEE 32 A connector allows for easy connection and quick and safe start-up.

**Components from well-known manufacturers contribute to long service life**

We only obtain our electric components from well-known manufacturers (e.g. SIEMENS, MOELLER, WEIDMÜLLER, RITTAL).

**Furnace construction in accordance with DIN EN 746-1**

The unit is constructed and manufactured in accordance with DIN EN 746-1 Industrial Thermoprocessing Equipment.

**Switchgear design in accordance with DIN EN 60519**

The switchgear is designed in accordance with DIN EN 60519 Safety in Installations for Electroheating.

**2-year warranty despite intense use**

We deliberately refuse to reduce the warranty period despite commercial furnaces being used intensely except parts that are subject to wear.